



25th August 2019, SUNDAY

AUDITORIUM (S1)

AUDITORIUM (S1)

8.00 - 9.30	UIP SESSION I  <i>Chairs:</i> Nick Morrison, Kurosh Parsi <i>Co-moderators:</i> Nick Morrison (President), Kurosh Parsi (President-elect), Andrew Bradbury (Chair, Scientific Committee), Mark Meissner (General Secretary), Oscar Bottini (Chair, Education Committee), David Connor (Executive Director), Lowell Kabnick (Vice President), Victor Canata (Vice President), Sergio Giancesini (Vice President), Lorenzo Tessari (Vice President), Dong-ik Kim (Vice President), Malay Patel (Assistant Secretary)
8.00 - 8.10	Nick Morrison Presidential lecture
8.10 - 8.20	Kurosh Parsi UIP Future: Our Vision and Mission
8.20 - 8.30	Andrew Bradbury UIP Scientific Committee. Major Scientific Findings in Phlebology in the Past 2 Years
8.30 - 8.40	Mark Meissner Post-thrombotic Syndrome: Need for a New Instrument
8.40 - 8.45	Mark Meissner UIP Operations: Need for Reform
8.45 - 8.55	Oscar Bottini UIP Education Program: Our exciting new initiatives
8.55 - 9.00	David Connor UIP Educational Modules
9.00 - 9.20	UIP Vice Presidents: Lowell Kabnick, Victor Canata, Sergio Giancesini, Lorenzo Tessari, Dong-ik Kim Around the Globe with UIP: North America, Latin America, Northern Europe, Near East, North Africa, Southern Europe, Asia and Oceania
9.20 - 9.30	<i>Discussion</i>
9.35 - 9.55	KEYNOTE LECTURE: Mark Meissner Chronic pelvic vein disease 2019 update: what do we know? what we do not know?
10.00 - 10.30	Coffee break
10.30 - 12.00	SCIENTIFIC SESSION: Foam Sclerotherapy – from the consensus document to the clinical practice  <i>Chair:</i> E. Rabe <i>Co-moderators:</i> L. Tessari, A. Bradbury, C. Hamel-Desnos, N. Morrison, K. Parsi, Z. Rybak
10.30 - 10.40	Eberhard Rabe New European Guidelines on Sclerotherapy – what is new?
10.40 - 10.55	Andrew Bradbury Tips and tricks of successfully maintaining and injecting foam – what should we know about US guided foam sclerotherapy?
10.55 - 11.05	Lorenzo Tessari Foam sclerotherapy – the safety issue
11.05 - 11.15	Attilio Cavezzi Saphenous vein sclerotherapy – does tumescence and blood irrigation make the difference?
11.15 - 11.25	Neil Khilnani Foam Sclerotherapy in C1 treatment
11.35	Claudine Hamel-Desnos How sclerotherapy can replace phlebectomy in primary therapeutic attempt or in the recurrent varicose vein treatment?
11.35 - 11.45	Marianne de Maeseneer Is atrophie blanche irreversible? Effects of foam sclerotherapy
11.45 - 11.55	Johann Chris Ragg Foam sclerotherapy – lessons from physics and chemistry
11.55 - 12.00	<i>Session summary: Nick Morrison</i> <i>Discussion will continue during the LUNCH with the Sclerotherapy Experts – Mulit Hall 12.00-12.45</i>
12.00 - 13.00	Lunch
13.00 - 14.15	SCIENTIFIC SESSION: COs – towards consensus on the diagnostics and therapy  <i>Chair:</i> A. Nicolaidis <i>Co-moderators:</i> E. Rabe, N. Labropoulos, C. Allegra, S. Kakkos, M. Schul, A. Jawień

- 13.00 - 13.10** **Eberhard Rabe**
Epidemiology of COs – what do we know about?
- 13.10 - 13.20** **Andrew Nicolaides**
The link between hemodynamics and signs as well as symptoms of the chronic venous disease
- 13.20 - 13.30** **Nicos Labropoulos**
Symptoms of the chronic venous disease learning through a clinical casev. How to assess the symptoms of the chronic venous disease – 2019 update?
- 13.30 - 13.40** **Marc Vuylsteke**
Chronic venous disease progression – is it unavoidable?
- 13.40 - 13.50** **Patrick Carpentier**
COs diagnostics – objective evaluation and possibilities of confirmation of the chronic disease presence in COs patients
- 13.50 - 14.00** **Stavros Kakkos**
COs treatment possibilities – 2019 update
- 14.00 - 14.15** *Discussion*
- 14.15 - 15.30** **SCIENTIFIC SESSION:**
Innovations in phlebology 
Chair: S. Elias
Co-moderators: R. Milleret, Ch. Ragg, W. Chi, T. Yamaki, E. Sheidakov, G. Halena
- 14.15 - 14.25** **Steve Elias**
Fully percutaneously created or surgically inserted artificial vein valves in CVD treatment – research status and first clinical data
- 14.25 - 14.35** **Steven Black**
Recent developments in the dedicated venous stents – lessons learned and future direction
- 14.35 - 14.45** **Johann Chris Ragg**
Hyaluronian injection based treatment in phlebology – why and when?
- 14.45 - 14.55** **Alfred Obermayer**
First percutaneous – non invasive – vein ablations using high intensity focused ultrasound (HIFU)
- 14.55 - 15.05** **Rene Milleret, B. Greillier, O. Pichot, T. Charrel, C. Lafon**
Transcutaneous obliteration of varicose veins by ultrasound: HIFU and Cavitation solutions
- 15.05 - 15.15** **Willy Chi**
Telemetric vein diagnostics: how does technology enable patients compliance?
- 15.15 - 15.25** **Francesco Zini**
SFALT: Sclerofoam assisted laser therapy for saphenous refluxes: an innovative tumescence-free technique
- 15.25 - 15.30** *Session summary:* **Steve Elias**
Discussion with the Innovators – Exhibition Area
- 15.30 - 16.00** Coffee break
- 16.00 - 17.30** **SCIENTIFIC SESSION:**
What is new in our understanding of the chronic venous disease 
Chair: A. Nicolaides
Co-moderators: N. Morrison, C Allegra, P. Thibault, Ch. Lattimer, T. Zubilewcz, S. Kakkos
- 16.00 - 16.10** **Christopher Lattimer**
Our current understanding of the chronic venous obstruction
- 16.10 - 16.20** **Nicos Labropoulos**
Chronic venous thrombosis – does it really exist
- 16.20 - 16.30** **Marian Simka**
What is new in our understanding of the cerebral venous outflow? – possible link with neurodegeneration
- 16.30 - 16.40** **Paul Thibault**
Neck vein obstruction: Diagnosis and the role of chronic Chlamydothila pneumoniae infection
- 16.40 - 16.50** **Ferdinando Mannello, Daniela Ligi, Rosanna Maniscalco, Leonardo Aluigi, Pier Luigi Antignani**
What is new in our understanding of the chronic venous disease pathogenesis at the cell and tissue level
- 16.50 - 17.00** **Johann Chris Ragg**
Every valve tells a story! what do we know from HR Ultrasound research on the valve impact on the CVD occurrence and progression – clinical implications
- 17.00 - 17.10** **Sarah Onida**
Venous diameter, clinical severity and quality of life – does the size of the incompetent vein matters?
- 17.10 - 17.20** **Gabriele Färber**
Obesity and Inflammation in venous and lymphatic diseases
- 17.20 - 17.25** **Sergio Giancesini**
Guidelines from the world: 5 minutes for 5 emergent recommendations

17.25 - 17.30 Session Summary: **Andrew Nicolaides**

25th August 2019, SUNDAY

THEATER HALL (S2)




THEATER HALL (S2)

- 8.00 - 12.00 Plenary Room only, please see the program
- 12.00 - 12.50 Lunch
- 12.50 - 15.20 **SCIENTIFIC SESSION:**
VTE session /I/ 2019 treatment update 
Chair: P. Prandoni
Co-moderators: J. Fareed, PL. Antignani, L. Chernuka, G. Palareti, Z. Kasiński
- 12.50 - 13.05 **Paolo Prandoni**
The novel anticoagulants for the initial and long-term treatment of VTE: state of the art
- 13.05 - 13.15 **Wojciech Sydor**
Patient oriented anticoagulation in VTE treatment: – efficacy and safety of the new and old therapeutic approach – are the DOACs standard of care?
- 13.15 - 13.25 **Larisa Chernukha**
Cancer related DVT – what is new in the prevention and treatment?
- 13.25 - 13.35 **Niels Baekgaard**
Open vein concept in acute DVT treatment – still valid approach or already the past?!
- 13.35 - 13.45 **Gualtiero Palareti**
Unmet needs in VTE clinical management
- 13:45 - 13.55 **Zbigniew Kasiński**
Venous problems in thoracic outlet syndrome: thrombolysis, anticoagulation, rib resection: staged or simultaneous?
- 13.55 - 14.05 **Hot topics in anticoagulation**
Jawed Fareed
An update on the development of antidotes for NOACs
- 14.05 - 14.15 **Hot topics in anticoagulation**
Willy Ch
Superficial vein thrombosis – Controversies in superficial venous thrombosis epidemiology and management
- 14.15 - 14.25 **Hot topics in anticoagulation**
Isaac K Nyamekye
Anti-DVT prophylaxis in patients undergoing thermal endovenous varicose vein treatment
- 14.25 - 14.35 **Hot topics in anticoagulation**
Jaroslav Strejček
New look at endovenous heat-induced thrombosis risk assessment after endovenous venous thermal procedures
- 14.35 - 15.20 *Discussion*
- 15.20 - 15.50 Coffee break
- 15.50 - 18.00 **SCIENTIFIC SESSION:**
Compression treatment solutions in vein and lymphatic diseases 
Chair: G. Mosti
Co-moderators: H. Partsch, E. Rabe, G M. Malouf, P. Carpentier, M. Danese, T. Drązkiewicz
- 15.50 - 16.00 **Eberhard Rabe**
Current indications and guidelines for medical compression stockings
- 16.00 - 16.10 **Giovanni Mosti**
Elastic and non-elastic compression – how strong should it be to reach the therapeutic goals? Compression solutions in the venous leg ulcer patients
- 16.10 - 16.20 **Willy Chi**
Interface pressure measurement: why and how?
- 16.20 - 16.30 **Franz Josef Schingale**
Compression for lymphedema patients – which one is the best? when and how?
- 16.30 - 16.40 **Aleksandra Jaworucka-Kaczorowska**
Compression in gynaecology and obstetrics
- 16.40 - 16.50 **Francisco Reis Bastos**
Compression after venous procedures
- 16.50 - 16.57 **Attilio Cavezzi**
Evidence based compression with Velcro device

16.57 - 17.04	Johann Chris Ragg Update on film compression
17.04 - 17.11	Sergio Giancesini Compression called water: aquatic protocols for phlebo-lymphedema patients
17.11 - 17.21	Alberto Caggiati <i>on behalf of the Underwater Compression Group: Kontothanassis D., Oberto S., Bissacco D., Lattimer C., Caggiati A.</i> Underwater investigation of leg veins morphology and flow
17.21 - 17.31	Giovanni Mosti News in medical compression and what's on the horizon?
17.31 - 17.41	Malay Patel Early detection of Chronic Venous Disease and treatment algorithm in developing countries – is there space for compression?
17.41 - 18.05	<i>Discussion</i>

25th August 2019, SUNDAY


CHAMBER HALL (S3)

8.00 - 12.00	Plenary Room only, please see the program
12.00 - 12.40	Lunch
12.40 - 13.50	SCIENTIFIC SESSION: Varicose vein treatment – limitations and solutions  <i>Chair:</i> R. Simkin <i>Co-moderators:</i> Dong-ik Kim, A. Cavezzi, A. Frullini, I. Nyamekye, I. Zolotukhin, A. Jaworucka –Kaczorowska
12.40 - 12.50	Dong-ik Kim Venous hemodynamics in varicose vein surgery
12.50 - 13.00	Alessandro Frullini The false myths of sclerotherapy
13.00 - 13.10	Enrico Cappello Excluded saphenous vein technique – ESVT
13.10 - 13.20	Solange Evangelista Microfoam Sclerotherapy in Recurrent Varicose Veins Following Surgery
13.20 - 13.30	Isaac K Nyamekye The 3RF Study: Randomised Trial of 3 Radiofrequency Devices for Great Saphenous Vein Ablation: Comparison of Venefit, RFITT and EVRF Devices
13.30 - 13.40	Roberto Simkin Difficult situations in Phlebology, treatment and solutions
13.40 - 13.50	<i>Discussion</i>
13.50 - 15.20	SCIENTIFIC SESSION: Latin America Session I   <i>Chair:</i> V. Canta, O. Bottini <i>Co-moderators:</i> A. Scuderi, R. Simkin, A. Martinez Granados, E. Intriago, J. Serralde, O. Regalado
13.50 - 13.56	Juan Nigro Treatment of remainder or recurrent vein post embolization in pelvic congestion syndrome with echo sclerosis
13.56 - 14.00	Discussant: Javier Leal Monedero
14.00 - 14.06	Francisco Reis Bastos Sclerotherapy with FOAM, analysis after 15 years. Extrinsic compression after venous procedures
14.06 - 14.10	Discussant: Ernesto Intriago (junior)
14.10 - 14.16	Jorge Correa Treatment of hemorrhoids with sclerotherapy. Myths and truths
14.16 - 14.20	Discussant: Solange Evangelista
14.20 - 14.26	Carlos Carvalho Cryo sclerotherapy. 17 years of experience
14.26 - 14.30	Discussant: Alberto Martinez Granados
14.30 - 14.36	Juan Manuel López Chavez Ultrasonographic vasospasm as a reliable parameter of success in eco-guided sclerotherapy
14.36 - 14.40	Discussant: Mabel Bussati
14.40 - 14.46	Juan Manuel Piegas Areta Sclerosis in surgical recurrence
14.46 - 14.50	Discussant: Daniel Onorati

14.50 - 14.56	Daiane Albernaz CEAP C1-2 Quality of life Study
14.56 - 15.00	Discussant: Graciela Figueiredo
15.00 - 15.06	Roberto Simkin The global managment of the Klippel Trenaunay Syndrome
15.06 - 15.10	Discussant: Juan Carlos Patt
15.10 - 15.20	<i>Discussion</i>
15.20 - 15.30	Coffee break
15.30 - 18.05	TECHNICAL FORUM SESSION: Diagnostics and treatment of the chronic pelvic vein disease and varicose veins of pelvic origin  <i>Chair:</i> M. Meissner <i>Co-moderators:</i> K. Gibson, L. Alatrasi, N. Khilnani, M. Whietely, Z. Lazarashwili, R. Pietura
15.30 - 15.45	Kathleen Gibson Pelvic vein disorders – when and how to diagnose? How to classify?
15.45 - 15.55	Marzena Frotow US Doppler assessment of pelvic vein incompetence and pelvic venous reflux resources
15.55 - 16.05	Małgorzata Mielnik Not all pelvic vein disease cases and varicose veins of pelvic origin are related to the same pathology (doubts and difficulties)
16.05 - 16.15	Nicos Labropoulos Pelvic vein disease with reflux and/or obstruction? VS diagnostics approach
16.15 - 16.25	Neil Khilnani How to decide when pelvic venous reflux is clinically relevant to the varicose vein and pelvic congestion symptom occurrence?
16.25 - 16.35	Antonios Gasparis An interventional treatment of the pelvic vein disease – tactics, practical advices, tips and tricks
16.35 - 16.45	Mark Whiteley Who and how should we treat? – Whiteley Clinic approach
16.45 - 16.55	Radoslaw Pietura Endovascular treatment: staged or simultaneous reflux ablation?
16.55 - 17.05	Luay Altarazi Pelvic veins incompetence, unknown aspects & challenging situations and technical difficulties
17.05 - 17.15	Eberhard Rabe Sclerotherapy of the pelvic origin varicose veins without embolization of the pelvic veins – does it make sense?
17.15 - 17.25	Lorenzo Tessari Sclerotherapy can be enough for varicose veins of pelvic origin
17.25 - 17.35	Aleksandra Jaworucka-Kaczorowska Pudendal varicose veins a problem not only for phlebologist
17.35 - 17.45	Zaza Lazarashvili Efficacy and complications of the ovarian vein embolization
17.45 - 18.05	<i>Discussion</i>

25th August 2019, SUNDAY

MULTI HALL (S4)

8.00 - 12.00	Plenary Room only, please see the program
12.00 - 12.45	Lunch with the Sclerotherapy Experts – Q&A <i>Experts:</i> E. Rabe, L. Tessari, A. Bradbury, C. Hamel-Desnos, N. Morrison, K. Parsi, A. Cavezzi, A. A. Frullini, S. Gianesini, A. Jaworucka Kaczorowska, Pauline Raymond -Martimbeau L. Moraglia, F. Bastos, N. Khilnani, C. Ragg, Z. Rybak, A. Scuderi, M. Whiteley, F. Zini, A. Gonzales
13.00 - 14.20	SCIENTIFIC SESSION: Medical compression Research from the world – original paper session (7 min presentations + 3 min discussions)  <i>Chair:</i> G.Mosti <i>Co-moderators:</i> J.F Uhl, R Varghese, S. Gianesini, W. Chi, J.A. Serralde Gallegos, M Iłżecki
13.00 - 13.10	Jaen Patrick Benigni, Jean-François Uhl , Maxime Chahim Effects of compression stockings on reticular veins

- 13.10 - 13.20** **Sergio Giancesini**, Giovanni Mosti, Joseph Raffetto, Yung Wei Chi, Luca Tangerini, Erica Menegatti
Case-Control Evaluation Of Below 20 Mmhg Elastic Compression Impact On Lower Limb Volume Serial Variations In Standardized Flights
- 13.20 - 13.30** **Christopher Lattimer**, Patrick Vandreden, Aurelie Rousseau, Evi Kalodiki, Grigorios Gerotziafas
Local Tissue Factor Concentrations In Venous Blood Increase With Medical Compression Stockings
- 13.30 - 13.40** **Erica Menegatti**, Marianna Mucignat, Elisa Maietti, Paolo Zamboni, Sergio Giancesini
Clinical And Bioimpedance Variation Along Daily Occupational Elastic Compression Use
- 13.40 - 13.50** **Cezary Szary**, Justyna Wilczko, Tomasz Grzela
Deep Vein Insufficiency In Magnetic Resonance Imaging At Various Compression Levels Of Circaid Juxtalite System – Proof-Of-Concept Study
- 13.50 - 14.00** Jaen Patrick Benigni, **Jean-François Uhl**, Pascal Flori
Evaluation Of Three Different Devices To Reduce Stasis Edema In Poorly Mobile Nursing Home Patients
- 14.00 - 14.10** **Tomasz Gradalski**, Katarzyna Ochalek
Multilayer Compression Bandaging In Lower Limb Edemas - Utility Of Lay Caregivers Education
- 14.10 - 14.20** **Marzanna T Zaleska**, Waldemar L. Olszewski
Effectiveness Of Intermittent Pneumatic Compression In Leg Edema Caused By Lymphatic Obstruction, Venous Stasis And Non-Healing Wounds Can Be Shown On Indocyanine Green Fluorescence (Icg) Images
- 14.30 - 15.40** **SCIENTIFIC SESSION:**
Sclerotherapy, esthetic medicine
Research from the world – original paper session (7 min presentations + 3 min discussions) 
Chair: A. Bradbury
Co-moderators: P. Raymond-Martimbeau, M. Pagano, I. Bihari, G. Camicia, A. Gonzales, Z. Rybak
- 14.30 - 14.40** **Alfonso Cardenas Siller**, Jose Angel Lopez Paredes
Medical Grade Plastic Containers For Oxygen And Carbon Dioxide (To Create Sclerosing Foam)
- 14.40 - 14.50** **Pauline Raymond-Martimbeau**
Spherical Bubble Macrofoam, A Novel Therapy For Sclerotherapy Of Smaller Veins
- 14.50 - 15.00** **Mario Sica**
Ultrasound Guided Sclerotherapy With Foam: New Advances Offered By 3d Technology
- 15.00 - 15.10** **Matvei Parikov**, Dmitrii Slavin, Ekaterina Gavva
Treatment Of Unaesthetic Periorbital Veins With 1064 Nm (Long-Pulse) Nd:Yag Laser
- 15.10 - 15.20** **Anelise Rodrigues**
Augmented reality in phlebology practice: is it essential?
- 15.20 - 15.30** Sergey Sapelkin, **Natalia Druzhinina**, Dmitriy Polyanskiy, Boris Danelyan, Vasili Dan
Foam Sclerotherapy In Treatment Of Patients With Venous Malformation
- 15.30 - 15.40** **Jan Szczepański**, Stanisław Molski, Tomasz Urbanek
Comparison Of Endovenous Steam Ablation Versus Hybrid Ablation (Endovenous Steam Ablation + Ultrasound-Guided Foam Sclerotherapy) For Great Saphenous Varicose Veins
- 15.40 - 15.50** Coffee break
- 15.50 - 18.00** **SCIENTIFIC SESSION:**
Endovenous ablation – Thermal Tumescent
Research from the world – original paper session (7 min presentations + 3 min discussions) 
Chair: U. Maurins
Co-moderators: P. Dragic, M. Vuylsteke, R. Jindal, I. Nyamekye, A. Orrego, P. Terlecki
- 15.50 - 16.00** **Dmitrii Alekseev**, Fatima Tekeeva, Aigul Kubanychbek Kyzy
Endovenous Laser Ablation Performance In Ascending Varicose Thrombophlebitis
- 16.00 - 16.10** **Imre Bihari**, Bokros Budapest, Peter Bihari
Randomised Study On The Influence Of Fibre Tip Distance From The Femoral Vein In Gsv Laser Surgery
- 16.10 - 16.20** **Imre Bihari**, George Ayoub, Peter Bihari
Laser Surgery Of Sfj In Recurrent Varicosity
- 16.20 - 16.30** **Denis Borsuk**, Alexey Fokin, Evgeny Ilyukhin
Results Of Randomized Control Clinical Trial Of Energy Settings In Endovenous Laser Ablation
- 16.30 - 16.40** **Ayman Fakhry**
Laser Crossectomy Versus Anterior Accessory Vein Laser Ablation In Treating Anterior Accessory Vein Reflux
- 16.40 - 16.50** Larysa Chernukha, **Vladislav Horbovets**, Georgy Vlaykov
Endovenous Electric Welding In The Treatment Of Chronic Veins Diseases
- 16.50 - 17.00** **Christos Karathanos**, Konstantinos Spanos, Athanasios Giannoukas
A randomized clinical study of radiofrequency ablation versus 1470nm laser for great saphenous vein reflux
- 17.00 - 17.10** **Barys Maslianski**, Viachiaslau Maslianski, Maryna Shubianok
Endovenous Laser Ablation In Patients With Venous Aneurysms And Large Diameter Of Great Saphenous Vein

17.10 - 17.20	Uldis Maurins Endovenous Laser Ablation With 1940 Nm Laser And Radial Fibers In Varicose Vein Surgery, 2 Years Follow-Up
17.20 - 17.30	Johann Chris Ragg Laser Crossectomy Versus Infra-Epigastric Closure – Randomized Study
17.30 - 17.40	Juris Rits , Eberhard Rabe, Uldis Maurins Endovenous Laser Therapy Of The Gsv: 3-Years Results Of A Randomised Prospective Study Comparing 0 And 2 Cm Ablations Distance From The Deep Vein
17.40 - 17.50	Dmitrii Rosukhovskii , Arsen Grigorian Cannulas Allow Tumescant Anesthesia To Be Performed Safer And Faster
17.50 - 18.00	Hovsep Manjikian "SWIFT" radial fibres for endovenous laser ablation - a preliminary study

26th August 2019, MONDAY

AUDITORIUM HALL (S1)


8.00 - 9.30	UIP SESSION II   <i>Chair:</i> Sergio Giancesini, Malay Patel <i>Co-moderators:</i> Nick Morrison (President), Kurosh Parsi (President-elect), Andrew Bradbury (Chair, Scientific Committee), Mark Meissner (General Secretary), Oscar Bottini (Chair, Education Committee), David Connor (Executive Director), Lowell Kabnick (Vice President), Victor Canata (Vice President), Sergio Giancesini (Vice President), Lorenzo Tessari (Vice President), Dong-ik Kim (Vice President), Malay Patel (Assistant Secretary)
8.00 - 8.10	Kurosh Parsi , Mandy Wong UIP Consensus Report – Contraindications to Sclerotherapy
8.10 - 8.20	Zaza Lazarashvili , Pier Luigi Antignani UIP Consensus Report – Pelvic Venous Insufficiency
8.20 - 8.30	Kurosh Parsi , Pier Luigi Antignani UIP Consensus Report – Venous Mapping
8.30 - 8.40	Alberto Caggiati UIP Consensus Report – Venous Rehabilitation
8.40 - 8.50	Victor Canata , Sergio Garbarz Pan-American Consensus on Ultrasound-guided Foam Sclerotherapy
8.50 - 9.00	UIP Bauerfeind Award Presentation Mark Whiteley , E. Budd Influence of compression treatment in patients with Pelvic Congestion Syndrome
9.00 - 9.10	UIP Servier Award Presentation A.K. Feiskhanov A prospective, randomized, placebo-controlled study of the effectiveness of manual lymphatic drainage massage and intermittent pneumatic compression in the treatment of lower limb lymphedema
9.10 - 9.20	UIP Kreussler Award Presentation Alejandro Gonzalez Reducing Hyperpigmentation After Sclerotherapy using an antithrombotic drug: (RHyAS) trial Midterm results
9.20 - 9.30	<i>Discussion</i>
9.35 - 9.55	KEYNOTE LECTURE: Alfred Obermayer From understanding chronic venous ulceration to effective treatment
09.55 - 10.25	Coffee break
10.25 - 12.00	SCIENTIFIC SESSION: Post-thrombotic syndrome – towards consensus on definition, scoring and effective prevention   <i>Chair:</i> M. Meissner <i>Co-moderators:</i> P. Prandoni, A. Davies, N. Baekgaard, A. Gasparis, S. Black, M. Lichtenberg
10.25 - 10.35	Mark Meissner What is post-thrombotic syndrome and how we measure this?
10.35 - 10.45	Stephen Black Secondary chronic venous disease – the role of reflux and obstruction
10.45 - 10.55	Paolo Prandoni Management of the post-thrombotic syndrome – lessons learned
10.55 - 11.00	Tomasz Urbanek PTS predictive factors – what do we know about?
11.00 - 11.10	Sergio Giancesini Does the compression and early mobilization work in PTS prevention?

- 11.10 - 11.20 Antonios Gasparis**
Does thrombolysis work in PTS prevention? – recent RC trial results: Attract trial data
- 11.20 - 11.30 Cees Wittens**
The Effect of Successful Ultrasound-Accelerated Catheter-Directed Thrombolysis on Preventing Post-Thrombotic Syndrome – CAVA trial subgroup analysis
- 11.30 - 11.40 Zbigniew Krasiński**
Does anticoagulation works in PTS prevention?
- 11.40 - 12.00 Discussion: PTS definition, criteria and assessment have to be updated**
- 12.00 - 12.40 Lunch**
Discussion with PTS Experts - Discussion Corner 12.00-12.40
Discussion 12.00-12.30
Discussion moderator: M. Meissner
Experts: P. Prandoni, A. Davies, N. Baekgaard, A. Gasparis, S. Black, M. Lichtenberg, S. Ganesini, T. Urbanek, C. Wittens, Z. Krasiński, N. Labropoulos, O. Maleti, M. de Maessener, H. Bjarnason, S. Elias, L. Kabnick, T. Hirsch, E. Shaydakov, Z. Lazarashvili
Lecture 12.30-12.40
- 12.40 - 15.30 Marianne de Maessener**
Varicose vein surgery in postthrombotic limb
- 12.40 - 15.30 SCIENTIFIC SESSION:**
Truncal varicose veins – therapeutic opportunity update  
Chair: N. Labropoulos
Co-moderators: N. Morrison, A. Mumme, U. Maurins, M. Schul, L. Moraglia, A. Zielinski
- 12.40 - 13.00 Nicos Labropoulos**
Patient presentation and examination – truncal varicose veins
VS at UIP Krakow 2019
- 13.00 - 13.10 Adam Zieliński**
Update of technology and results for thermal ablation
- 13.10 - 13.20 Nick Morrison**
Update of technology and results for non-thermal ablation
- 13.20 - 13.30 Truncal varicose vein surgical treatment**
Achim Mumme
Surgical stripping is still in the game!
- 13.30 - 13.40 Truncal varicose vein surgical treatment**
Sergio Ganesini
Saphenous vein sparing surgery: when, how and how long does it last?
- 13.40 - 13.50 Felizitas Pannier**
An overview of the RCT on the truncal VV treatment – do we know which method is best one?
- 13.50 - 13.57 The problems in truncal varicose vein treatment**
Marlin Schul
Options for large diameter saphenous vein
- 13.57 - 14.04 The problems in truncal varicose vein treatment**
Neil Khilnani
Options for tortuous or superficially located vein
- 14.04 - 14.11 Simultaneous or staged varicose vein treatment after saphenous ablation**
Debate: Staged treatment brings benefits
Uldis Maurins
For the motion
- 14.11 - 14.18 Simultaneous or staged varicose vein treatment after saphenous ablation**
Debate: Staged treatment brings benefits
Alun Davies
Against the motion
- 14.18 - 14.28 Luc Moraglia**
“Choose wisely” – chemical or thermal ablation in the treatment of the incompetent saphenous vein (the French proposal)
- 14.28 - 14.38 Felizitas Pannier**
What the new German guidelines on varicose vein treatment say?
- 14.38 - 14.48 Alun Davies**
Does the choice of the method really matters for truncal varicose veins treatment?
- 14.48 - 14.58 Denis Borsuk**
Superficial chronic venous disease: from HOW to WHAT and WHY to treat

14.58 - 15.08	Jaroslav Strejček , Michael Schubert Endovenous laser ablation with 1940 nm, new direction or blind street?
15.08 - 15.30	<i>Discussion</i>
15.30 - 15.50	Coffee break
15.50 - 18.30	SCIENTIFIC SESSION: Great Venous Leg Ulcer Forum – conservative or aggressive approach in post – EVRA era   <i>Chair:</i> D. Heim <i>Co-moderators:</i> G. Mosti, A. Davies, G M. Malouf, A. Obermayer, W. Taha, A. Jawień
15.50 - 16.00	Giovanni Mosti Venous leg ulcer treatment – do we really have consensus? /summary of the existing guidelines/
16.00 - 16.10	Sarah Onida Global management of the venous leg ulcer in the pre EVRA era
16.10 - 16.15	Johann Chris Ragg No ulcer treatment without hemodynamic analysis!
16.15 - 16.25	Giovanni Mosti Which compression in the venous leg ulcer patients? – practical advices
16.25 - 16.35	Arkadiusz Jawień Venous leg ulcer treatment – does pharmacotherapy matter?
16.35 - 16.45	Alun Davies EVRA trial – early invasive reflux ablation brings benefits to the VLU leg ulcer patients
16.45 - 16.55	Joseph Raffetto Venous Disease, Ulcer Pathophysiology and Novel Treatments
16.55 - 17.05	Alfred Obermayer The role of the reflux sourcing and ablation in the venous leg ulcer treatment
17:05 - 17.15	Dominik Heim Aggressive local venous leg ulcer treatment – does it help?
17.15 - 17.25	Alfred Obermayer Combined and simultaneous reflux ablation and local surgical treatment – lessons learned
17.25 - 17.35	Maciej Zieliński Update of the negative wound pressure therapy for the venous leg ulcer
17.35 - 17.45	Angelo Scuderi Venous leg ulcer treatment based on the chronic venous disease pathophysiology – lessons learned
17.45 - 17.52	Sriram Narayanan 1 year outcomes of Venaseal Glue ablation in diabetics with Venous leg ulcer
17.52 - 17.59	Manuel Gerónimo-Pardo Topical Sevoflurane As A New Treatment Modality For Painful Venous Leg Ulcers
17.59 - 18.30	<i>Discussion</i>

26th August 2019, MONDAY

THEATER HALL (S2)

8.00 - 12.00	Plenary Room only, please see the program
12.00 - 13.00	Lunch
13.00 - 15.00	SCIENTIFIC SESSION: Phlebolympology Forum  <i>Chair:</i> W. Olszewski <i>Co-moderators:</i> M. Patel, FJ. Schingale, T. Plamisek Rucigaj, S. Gogia, A. Szuba
13.00 - 13.10	Waldemar L. Olszewski Functional relationship of the lymphatic and venous systems in clinical aspect
13.10 - 13.20	Rajesh Hydrabadi The lymphatic component of long-lasting venous insufficiency
13.20 - 13.30	Sashia Gogia, Arun Rekha Gogia World-wide problem of veno-lymphatic damage processes-importance for understanding necessity for modern diagnosis and therapy
13.30 - 13.40	Marzanna T Zaleska Contemporary methods of visualization and functional evaluation of lymphatics and veins in limbs-hints for therapy
13.40 - 13.50	Tanja Planinsek Rucigaj Lymphoedema: where we are today?

- 13.50 - 14.00** **Andrzej Szuba**
Daily practice in diagnosis and therapy of veno-lymphatic diseases of limbs
- 14.00 - 14.10** **Franz Josef Schingale**
Complex lymphedema treatment in the dedicated centre – lesson learned
- 14.10 - 14.20** **Waldemar L. Olszewski**
Contemporary surgical treatment of lymphedema of limbs and other organs-practical hints
- 14.20 - 14.30** **Mabel Bussati**
Care of patients with lymphedema in centers with high demand
- 14.30 - 14.40** **Oliver Gültig**
Professional medical networking in Lymphology and Phlebology – the patient is the focus
- 14.40 - 14.50** **Attilio Cavezzi**
Translational/Integrated Medicine and Lymphology
- 14.50 - 15.10** *Discussion*
- 15.10 - 15.30** Coffee break
- 15.30 - 17.00** **SCIENTIFIC SESSION:**
Latin America Session II 
Chair: V. Canata, O. Bottini
Co-moderators: C. Carvalho, A. Scuderi, R. Simkin, E. Intriago, R. Velletraz, D. Alberna
- 15.30 - 15.36** **Alvaro Orrego**
Tips for the endovascular treatment of the incompetent Giacomini Vein
- 15.36 - 15.40** Discussant: **Ernesto Intriago**
- 15.40 - 15.46** **Daniel Onorati**
How to assess perforating veins insufficiency
- 15.46 - 15.50** Discussant: **Pablo Mañanes Mazo**
- 15.50 - 15.56** **Guillermo Camicia**
Study of the inguinal lymphoglossal venous network and its participation in primary and recurrent venous insufficiency
- 15.56 - 16.00** Discussant: **Oscar Regalado**
- 16.00 - 16.06** **Alberto Muñoz**
Techniques for the preservation of saphenous veins in the treatment of varicose veins
- 16.06 - 16.10** Discussant: **Angelo Scuderi**
- 16.10 - 16.16** **Oscar Gural Romero**
Endovascular management of Post-Thrombotic Syndrome
- 16.16 - 16.20** Discussant: **Alfredo Prego**
- 16.20 - 16.26** **Ruben Velletraz**
Experience with 1470 nm Laser in an Argentine private center. How to express the results
- 16.26 - 16.30** Discussant: **Juan Chunga Pietro**
- 16.30 - 16.36** **Javier Alfredo Serralde Gallegos**
Venous Ulcer Treatment with Adjustable Velcro Device
- 16.36 - 16.40** Discussant: **Chantal Agüero**
- 16.40 - 16.46** **Javier Leal Monedero**
Pelvic Congestion Syndrome
- 16.46 - 16.50** Discussant: **Carlos Sanchez Carpio**
- 16.50 - 17.00** *Discussion*
- 17.00 - 18.00** **SCIENTIFIC SESSION:**
Focus on Education and Certification in Phlebology – world perspective 
Chair: K. Parsi, N. Morrison, O. Bottini
Co-moderators: N. Khilnani, A. Mumme, O. Maletj, P. Thibault, T. Zubilewicz
- 17.00 - 17.05** **Kurosh Parsi**
Education and certification in Phlebology – UIP perspective
- 17.05 - 17.10** **Neil Khilnani**
American Board on Vein and Lymphatic Diseases – do we need certification and board exam? – US approach
- 17.10 - 17.15** **Paul Thibault**
Austral - Asia approach to the phlebology specialization and certification
- 17.15 - 17.20** **Achim Mumme**
Education and certification in phlebology in Germany
- 17.20 - 17.25** **TBC**
European training requirements for trainees and training centres in Phlebology
- 17.25 - 17.30** **Alessandro Frullini**
The European professional phlebologist: an Erasmus + project sponsored by the European Commission

17.30 - 17.35

Tomasz Urbanek

International Working group on Education and Certification in Phlebology – initiative presentation

17.35 - 18.00

Discussion

26th August 2019, MONDAY

CHAMBER HALL (S3)

CHAMBER HALL (S3)

8.00 - 12.00

Plenary Room only, please see the program

12.00 - 12.50

Lunch

12.50 - 15.00

TECHNICAL FORUM SESSION:

Chronic deep venous obstruction treatment 

Chair: M. Lichtenberg

Co-moderators: S. Black, A. Gasparis, H. Bjarnason, O. Maleti, S. Narayanan, W. Kuczmik

12.50 - 13.00

Michael Lichtenberg

Chronic venous obstruction endovascular treatment – lesson learned

13.00 - 13.10

Steven Black

Do we need the dedicated venous stents for chronic venous obstruction treatment? Update of the current dedicated venous stents trials

13.10 - 13.20

Haraldur Bjarnason

Iliac vein confluence stenting and the contralateral iliac vein coverage consequences

13.20 - 13.30

Antonios Gasparis

Interpretation of venous pathology with IVUS – VIDIO trial results and clinical practice

13.30 - 13.40

Michael Lichtenberg

Stenting below the inguinal ligament

13.40 - 13.50

Stephen Black

Tips and tricks for getting the best IVUS, stent apposition and stent sizing

13.50 - 14.00

Jan Kęsik

When and how to perform endophlebectomy?

14.00 - 14.10

Antonios Gasparis

How to deal with the venous stent restenosis?

14.10 - 14.20

Stephen Elias

What if you have chronic infrainguinal deep vein disease?

14.20 - 14.27

Tobias Hirsch

Iliac vein stenting - is the effort justified? An analysis of published data and single centre real-world register data

14.27 - 14.34

Joseph Raffetto

Venous leg ulcer in the patient with the secondary chronic venous disease patients: ablate or stent and which one first?

14.34 - 15.00

Discussion

15.00 - 15.15

Coffee break

15.15 - 16.30

TECHNICAL FORUM SESSION:

Acute deep vein obstruction invasive treatment 

Chair: N. Baekgaard

Co-moderators: S. Black, M. Lichtenberg, A. Gasparis, C. Wittens, H. Bjarnason, W. Kuczmik

15.15 - 15.25

Niels Baekgaard

Catheter directed thrombolysis – tips and tricks and how to achieve the optimal results?

15.25 - 15.35

Haraldur Bjarnason

CDT or pharmaco-mechanical thrombus removal?

15.35 - 15.45

Michael Lichtenberg

Mechanical thrombectomy in acute DVT – lessons learned

15.45 - 15.55

Haraldur Bjarnason

The issue of the venous stenting in acute DVT patients

15.55 - 16.05

Antonios Gasparis

Who should we treat by local thrombolysis/thrombus removal after Attract trial result publication?

16.05 - 16.12

Pascale Notten, Arina ten Cate-Hoek, Carsten Arnoldussen, Rob Strijkers, Hugo ten Cate, Cees Wittens


Ultrasound-accelerated catheter directed thrombolysis versus anticoagulation trial for the prevention of post thrombotic syndrome: the CAVA trial

16.12 - 16.30

Discussion



16.30 - 18.30

TECHNICAL FORUM SESSION:

	Thermal Tumescant (TT) Ablation Methods 
	<i>Chair:</i> U.Maurins <i>Co-moderators:</i> L. Kabnick, P. Dragic, M. Schul, R. Milleret, M. Vuylsteke, F. Zernovicky
16.30 - 16.40	Uldis Maurins Wavelengths, fibers or way of procedure performance for successful laser ablation? Lessons learned from 15 years of experience
16.40 - 16.50	Lowell Kabnick The future of the endovenous ablation
16.50 - 17.00	Peter Dragic Procedure performance and safety of 0 - level laser ablation
17.00 - 17.10	Frantisek Zernovicky Tips and tricks with radiofrequency ablation and how to achieve the best efficacy
17.10 - 17.20	Rene Milleret, M. Molski, D. Pavelschak Thermal ablation of saphenous and non-saphenous varicose veins by Steam
17.20 - 17.30	Peter Dragic UGLA – ultrasound guided laser ablation
17.30 - 17.40	Uldis Maurins Endovenous laser ablation by 1940 nm – is this the future?
17.40 - 17.50	Igor Zolotukhin Thermal ablation in the extrafascial location – is it safe?
17.50 - 18.00	Aleksandra Jaworucka-Kaczorowska Hybrid procedures in varicose vein treatment
18.00 - 18.10	Grzegorz Halena Practical advices to avoid nerve injury with thermal ablation
18.10 - 18.30	<i>Discussion</i>

26th August 2019, MONDAY

MULTI HALL (S4)





8.00 - 12.00	Plenary Room only, please see the program
12.00 - 13.00	INDUSTRY SUPPORTED SESSION: The variety in compression for the treatment of patients with chronic wounds Session supported by Bauerfeind  <i>Co-moderators:</i> T. Urbanek, A. Jawień, D. Heim
12.00 - 12.20	Kerstin Protz Aspects of compression bandaging in the decongestion phase
12.20 - 12.40	Erik Küppers Intermittent pneumatic compression in the wound treatment
12.40 - 13.00	Antje Mark Medical compression stockings in the maintenance phase
13.00 - 15.20	SCIENTIFIC SESSION: News in the research on the chronic venous disease – pathophysiology, anatomy and symptoms Research from the world – original paper session (7 min presentations + 3 min discussions)  <i>Chair:</i> Ch. Lattimer <i>Co-moderators:</i> E. Mendoza, D. Onorati, T. Yamaki, JF Uhl, P. Zamboni, S.Padaria
13.00 - 13.10	Johann Chris Ragg How Vein Disease Begins – Insufficiency In Children And Adolescents
13.10 - 13.20	Dmitrii Rosukhovskii, Yakov Gataulin, Andrey Yukhnev The Reflux Duration Depends On The Valve Leaflets Gap Width
13.20 - 13.30	Jean Francois Uhl, Jean Patrick Benigni, Maxime Chahim Anatomy And 3d Modeling Of The Popliteal Fossa Perforating Veins
13.30 - 13.40	Ani Abovyan Special Type Of Chronic Venous Disease Caused By Veins Insufficiency Along The Course Of The Nerves
13.40 - 13.50	Oksana Riabinska, Rustem Osmanov Hybrid AASV-GSV vein: incidence and peculiar cours
13.50 - 14.00	Jean Francois Uhl, Jose Alberto Ovelar, Maxime Chahim Anatomy Of The Bony Perforators Veins Of The Knee
14.00 - 14.10	Matthew Tan, Sarah Onida, Alun Davies, Sharon Sutanto A Systematic Review Of The Relationships Between Venous Diameters, Clinical Severity And Quality Of Life

- 14.10 - 14.20** **John Fish**, Felix Trinh, Fedor Lurie
The Villalta Score Is A Better Predictor For Pre-Existing Chronic Venous Disease Than For The Development Of Post Thrombotic Syndrome
- 14.20 - 14.30** **Erika Mendoza**, Christopher Lattimer
Air-Plethysmography Outperforms Photo-Plethysmography In Measuring Calf Volume Changes
- 14.30 - 14.40** **Mariya Smetanina**, Sipin Novosibirsk, Kseniya Sevost'ianova, Evgeny Khrapov, Igor Zolotukhin, Maxim Filipenko
Two Cpg Loci In The Regulatory Regions Of The Mfap5 Gene Are Hypomethylated In Varicose Veins
- 14.40 - 14.50** **Minakshi Vashisht**, Siksha Sharma
Molecular Genetic Analysis Of Foxc2 Gene Mutation In Varicose Vein(Vv) Patients Of North Indias
- 14.50 - 15.00** **Ziyi Hu**, Ju Gou, Qian Zhou, Yukui Ma, Zhoupeng Wu
A longitudinal study on symptoms and quality of life in lower limbs varicose veins patients with surgical treatment
- 15.00 - 15.10** **Tobias Hirsch**, Joerg Schleinitz, Markward Marshall, Gabriele Faerber
Is The Differential Diagnosis Of Lipoedema By Means Of High-Resolution Ultrasonography Possible?
- 15.10 - 15.20** **Shoaib Padaria**
Thyroid Disease and Venous Insufficiency
- 15.20 - 15.30** Coffee break
- 15.30 - 16.40** **SCIENTIFIC SESSION:**
Endovenous non thermal and thermal ablation, Surgery
Research from the world – original paper session (7 min presentations + 3 min discussions) 
Chair: M. Whiteley
Co-moderators: M. Schul, F. Bastos, F. Zernovicky, D. Guarnaccia, A. Fakhry, P. Terlecki
- 15.30 - 15.40** **Igor Zolotukhin**, Evgeny Ilyukhin, Igor Sonkin, Marina Demekhova, Elena Zakharova, Ekaterina Kiseleva, Oksana Efremova
Class 2 Compression Sleeves for Full Legs versus Stockings after Thermal Ablation with Phlebectomy: A Randomized Trial
- 15.40 - 15.50** **Justyna Wilczko**, Cezary Szary, Dominika Plucińska, Tomasz Grzela
The comparison of safety and efficacy of VenaBlock – cyanoacrylate-based endovenous system vs endovascular biradial laser 1470 nm in a treatment of truncal insufficiency of superficial veins. A 12-months outcomes of the ESVETIS observational studys
- 15.50 - 16.00** **Sergey Markin**, Tomasz Zubilewicz, Ivan Klimchuk
First 12-Month Results Of Mechanochemical Ablation Using Flebogrif In Russia And Belarus
- 16.00 - 16.10** **Olga Pozniakova**, Sergei Kornievich
What If Only Evla? 5 Years Follow-Up
- 16.10 - 16.20** **Larisa Chernukha**, Vlaikov Georgiy, Olena Kashyrova
Thermal Endovenous Ablation In Treatment Of Patients With Congenital Malformation Of The Deep Venous System Of The Lower Extremities
- 16.20 - 16.30** **Jaroslav Strejček**, Zuzana Skalova, Daniel Horváth
Indication criteria and contraindications for cyanoacrylate embolisation of varicose veins
- 16.30 - 16.40** Igor Zolotukhin, Evgeny Seliverstov, Oksana Efremova, **Sevara Mirakhmedova**
Mid-term results of ASVAL procedure in patients with primary varicose veins
- 16.45 - 18.35** **SCIENTIFIC SESSION:**
Deep vein interventions
Research from the world – original paper session (7 min presentations + 3 min discussions) 
Chair: H. Bjarnason
Co-moderators: M. Lichtenberg, L. Altarazi, R. Jindal, S. Narayanan, Z. Lazarashvili, P. Szopinski
- 16.45 - 16.55** **Lan Zhang**, Qihong Ni, Shuofei Yang, Meng Ye, Guanhua Xue, Xiangjiang Guo
One-Stage Removal Of Popliteal Vein Thrombosis With Pharmacomechanical Thrombolysis To Improve Clinical Efficacy Of Whole-Lower-Limb Acute Deep Vein Thrombosis: A Retrospective Cohort Study With Three-Year Follow-Up
- 16.55 - 17.05** **Niki Tadayon**, Sina Zarrintan, Seyed Moahammad Reza Kalantar-Motamedi
Management Of Traumatic Injuries Of Popliteal Vein In A High-Volume Vascular Surgery Center In Iran
- 17.05 - 17.15** **Ahmed Gaweesh**, Aly Shata
Infraclavicular Single Incision Approach For Management Of Non Thrombotic Venous Thoracic Outlet Syndrome
- 17.15 - 17.25** **Noaki Hayashida**, Souichi Asano, Yusuke Shibata, Hidemomi Murayama
Late Resutts Of Valvuloplasty For Chronic Venous Insufficiency
- 17.25 - 17.35** **Ahmed Gaweesh**, Aly Shata
Criteria For Investigating Patients With Venous Insufficiency For Deep Venous Obstruction
- 17.35 - 17.45** **Tao Ma**, Weiguo Fu
Popliteal Vein External Banding At The Valve-Free Segment To Treat Severe Chronic Venous Insufficiency

- 17.45 - 17.55** **Ravul Jindal**, Piyush Chaudhary
Central Venous Interventions In Patients With Chronic Renal Failure: Results And Follow Up In 40 Patients
- 17.55 - 18.05** **Devendra Dekiwadia**
Deep Vein Thrombosis Present Thinking, Techniques Over The Last Decadey
- 18.05 - 18.15** **Zaza Lazarashvili**, George Sabashvili, Zaur Nonikashvili
Efficacy of various embolization methods for treatment of pelvic congestion syndrome: 3-years follow-up
- 18.15 - 18.25** **Oscar Gural Romero**, Marcelo Dándolo, Luis Catalina
Integral treatment of pelvic varicose veins and extrapelvic leaks; initial results
- 18.25 - 18.35** **Marcelo Dándolo**
Endovascular treatment of the Nutcracker Syndrome, our initial experience

27th August 2019, TUESDAY

AUDITORIUM HALL (S1)


- 8.00 - 9.50** **SCIENTIFIC SESSION:**
Complications and failures in phlebological treatment  
Chair: M. Schul
Co-moderators: K. Parsi, N. Morrison, F. Pannier, L. Kabnick, S. Giancesini, T. Urbanek
- 8.00 - 8.10** **Marlin Schul**
Underuse, overuse or misuse of the phlebological treatment? – treatment overuse or insufficiently trained operators
- 8.10 - 8.20** **Kurosh Parsi**
Matting is the issue – how to avoid and treat?
- 8.20 - 8.30** **Hyperpigmentation after vein treatment**
Eberhard Rabe
Dermatologists point of view
- 8.30 - 8.40** **Hyperpigmentation after vein treatment**
Neil Khilnani
Phlebologists point of view
- 8.40 - 8.50** **Birgit Kahle**
Visual and Neurological complications of sclerotherapy
- 8.50 - 9.00** **Lowell Kabnick**
EHIT and ostial thrombotic complications after saphenous ablation – do we need routinely follow up the patients with US?
- 9.00 - 9.07** **Alessandro Frullini**
A multicentric study on the role of heparin prophylaxis of thrombotic complications in foam sclerotherapy (the Prosclep study)
- 9.07 - 9.17** **Frantisek Zernovicky**
NTNT ablation complications can happen – how to deal with it?
- 9.17 - 9.27** **Kurosh Parsi**
Granuloma formation as a long term complication of glue
- 9.27 - 9.45** *Discussion*
- 9.50 - 10.10** **KEYNOTE LECTURE: Kurosh Parsi**
Do we have the endpoint of the chronic venous disease treatment?
- 10.10 - 10.40** Coffee break
- 10.40 - 12.00** **SCIENTIFIC SESSION:**
Focus on varicose vein recurrence  
Chair: M. de Meassener
Co-moderators: M. Meissner, A. Mumme, F. Pannier, U. Maurins, Dong-ik Kim, T. Urbanek
- 10.40 - 10.50** **Joseph Raffetto**
What do we need: better technology or better strategy? Varicose veins after saphenous ablation and surgery: disease recurrence or disease progression?
- 10.50 - 11.00** **Erika Mendoza**
Standard for the investigation of the saphenous terminal and preterminal valve on duplex
- 11.00 - 11.10** **Achim Mumme**
Alarmingly high rates of groin recurrence following endovenous laser therapy
- 11.10 - 11.20** **Marianne de Maeseneer**
Reflux sources after surgical treatment and endovenous ablation: does accessory saphenous, big tributaries and perforator closure really work in the varicose vein recurrence prevention?

- 11.20 - 11.30** **Juris Rits**
Primary saphenous stump closure – lessons learned from “0 level” saphenous ostial ablation
- 11.30 - 11.40** **Marlin Schul**
Does the choice of the treatment method decrease the recurrence rate?
- 11.40 - 11.50** **Oscar Maleti**
The superficial and deep vein valve reconstructions in the prevention of the disease progression and recurrence – does it work?
- 11.50 - 12.00** **Evgeny Shaydakov**
Long term (20 years) results of preventive and venopreserving operations
- 12.00 - 12.05** *Session summary*
Discussion will continue during the LUNCH with the Experts – Mulit Hall S4 12.05-13.00
- 12.05 - 13.00** Lunch
- 13.00 - 14.00** **INDUSTRY SUPPORTED SESSION**
Compression treatment in Phlebology and Lymphology: today and in the future
Session supported by MEDI  
Chair: N. Morrison, E. Rabe
- 13.00 - 13.10** **Tomasz Urbanek**
Post-thrombotic syndrome: why do we need compression?
- 13.10 - 13.20** **Giovanni Mosti**
Adjustable velcro devices: the future gold-standard treatment in venous ulcer?
- 13.20 - 13.30** **Attilio Cavezzi**
Compression, well-being and PNEI (Psychoneuroendocrineimmunology)
- 13.30 - 13.40** **Felizitas Pannier**
Treating skin inflammation with compression
- 13.40 - 14.00** *Discussion*
- 14.00 - 14.55** **SCIENTIFIC SESSION:**
Research from the world – awarded abstracts session (7 min presentations + 3 min discussions)  
Chair: K. Parsi, C. Allegra
Co-moderators: O. Bottini, S. Gianesini, P. Thibault, M. Patel, A. Zielinski
Pascale Notten, Arina ten Cate-Hoek, Carsten Arnoldussen, Rob Strijkers, Hugo ten Cate, Cees Wittens
Ultrasound-accelerated catheter directed thrombolysis versus anticoagulation trial for the prevention of post thrombotic syndrome: the CAVA trial
*presented in the technical forum session: **Acute deep vein obstruction invasive treatment** (Monday, 26th August)*
Cees Wittens, Pascale Notten, Arina J. ten Cate-Hoek, Carsten W.K.P. Arnoldussen, Rutger Brans, Hugo ten Cate
The Effect of Successful Ultrasound-Accelerated Catheter-Directed Thrombolysis on Preventing Post-Thrombotic Syndrome – CAVA trial subgroup analysis
*presented in the plenary session: **Post-thrombotic syndrome – towards consensus on definition, scoring and effective prevention** (Monday, 26th August)*
- 14.00 - 14.10** **Thodur Vasudevan**, Ramon L. Varcoe, David A. Robinson, Andrew A. Hill, Andrew Holden, Odette Hart
Initial Results Of A First-In-Man Clinical Trial For Endovenous Deep Venous Valve Formation To Treat Chronic Venous Insufficiency
- 14.10 - 14.20** **Huw Davies**, Mike Watkins, Gareth Bate, Tracy Ellis, Andrew Bradbury
Neurological Events Following Ultrasound Guided Foam Sclerotherapy Using Sodium 5. Tetradecyl Sulphate (Fibrovein)
- 14.20 - 14.30** **Jean Francois Uhl**, Jean Patrick Benigni, Maxime Chahim
Relationship Between Medical Compression And Intramuscular Pressure As An Explanation Of A Compression Paradox
- 14.30 - 14.40** **Matthew Tan**, Sarah Onida, Alun Davies, Nicole James, Sharon Sutanto, Mary Ellis, Vishnu Sajeenth
Relationship Of Reflux Patterns To Health-Related Quality Of Life And Clinical Severity Scores
- 14.40 - 14.50** **Wassila Taha**, Rashad Bishara
Egyptian Experience In Venous Ulcer Abolishing Most Distal Reflux: Does It Count?
- 14.50 - 14.55** *Session Summary: K. Parsi, C. Allegra*
- 14.55 - 15.10** Coffee break
- 15.10 - 17.15** **SCIENTIFIC SESSION:**
C1 Treatment update  
Chair: A. Cavezzi
Co-moderators: N. Khilnani, L. Moraglia, B. Kahle, V. Canata, L. Tessari, Z. Rybak
- 15.10 - 15.20** **Kurosh Parsi**
C1 pathology or another disease – be careful!


15.20 - 15.30	Attilio Cavezzi How to optimize the small vein chemical ablation – liquid or foam ?!
15.30 - 15.40	Luc Moraglia C1 sclerotherapy – state of art
15.40 - 15.50	Birgit Kahle Compression following sclerotherapy of C1 varicose veins – necessary or not? Results of the SklerKomp Study
15.50 - 16.00	Victor Canata Virtual reality sclerotherapy – the tool for better results
16.00 - 16.10	Rodrigo Bono Fukushima, Kasuo Miyake CLaCS (Cryo-Laser and Cryo-Sclerotherapy) in C1 Patients IMAP at UIP Krakow 2019
16.10 - 16.20	Anelise Rodrigues, Kasuo Miyake SCORE 9-1: instructions for users and clinical application IMAP at UIP Krakow 2019
16.20 - 16.30	Luiz Albernaz Transdermal laser for varicose veins from physics to practice
16.30 - 16.40	Alvaro Orrego Best standards in the use of transdermal laser in the treatment of the reticular veins and telangiectasias
16.40 - 16.50	Piotr Sznalewski What is new in the transcutaneous laser treatment of the C1 pathology and complication treatment
16.50 - 17.00	Felipe Mamprim Association between transdermal laser and polidocanol foam. Advantages and disadvantages
17.00 - 17.15	<i>Discussion</i>

27th August 2019, TUESDAY

THEATER HALL (S2)

8.00 - 12.00	Plenary Room only, please see in the program
12.00 - 13.00	Lunch
13.00 - 15.00	SCIENTIFIC SESSION: VTE session /2/ VTE recurrence prevention in cancer and non-cancer patients  <i>Chair:</i> A. Nicolaides <i>Co-moderators:</i> P. Prandoni, J. Fareed, Pl. Antignani, L. Chernuka, I. Zolotukhin, Z. Krasieński
13.00 - 13.10	Paolo Prandoni How to assess the DVT recurrence risk
13.10 - 13.20	Andrew Nicolaides Options for DVT recurrence prevention in cancer and non cancer patients – what to choose? when?
13.20 - 13.30	Wojciech Sydor Long term anticoagulation in VTE recurrence prevention: how to increase the safety of the anticoagulant treatment?
13.30 - 13.40	Shenming Wang Current DVT management status: data from a Chinese DVT Registry Database
13.40 - 13.50	Hot topics in anticoagulation Larisa Chernukha DOACS in the Cancer related DVT treatment
13.50 - 14.00	Hot topics in anticoagulation Pier Luigi Antignani The VTE risk in arteriopathic patient
14.00 - 14.10	Hot topics in anticoagulation Jawed Fareed The Role of Heparin and Related Glycosaminoglycans in the Management of Vascular Diseases in the Era of New Oral Anticoagulant Drugs
14.10 - 14.20	Hot topics in anticoagulation Pier Luigi Antignani Anticoagulation in the arterial thrombotic complications prevention – current evidence
14.20 - 14.30	Hot topics in anticoagulation Daniela Ligi, Rosanna Maniscalco, Ferdinando Mannello NETosis and Thrombosis: a pathophysiological review


THEATER HALL (S2)


14.30 - 14.40	Superficial vein thrombosis Thomas Noppeney First results of the German registry for superficial thrombosis – INSIGHT study
14.40 - 15.00	Discussion
15.00 - 15.30	Coffee break
15.30 - 17.15	SCIENTIFIC SESSION: Medical compression – borderline indications and difficulties  <i>Chair:</i> G. Mosti <i>Co-moderators:</i> H. Partsch, E. Rabe, FJ, Schingale, R. Simkin, J. Strejcek, A. Jawień
15.30 - 15.40	Marian Simka Shape of the leg and anatomy matter as not all legs are the same!
15.40 - 15.50	Giovanni Mosti Can we use compression in the ischemic leg? – compression in the PAOD and Diabetic patients
15.50 - 16.00	Paolo Zamboni How to prescribe safely the compression stocking in PAOD patients?
16.00 - 16.10	Franz Josef Schingale Compression difficulties in lymphedema patients
16.10 - 16.20	Malay Patel Can we use compression in the soft tissue infection cases?
16.20 - 16.30	Tobias Hirsch Oedema drainage and cardiac insufficiency: when is there a contraindication for compression and manual lymphatic drainage
16.30 - 16.40	Ashkan Haghehenas Complex Technique Edema Reduction With Unna Boot And Compression Stocking For Control Of Inflammation And Infection, Optimal Ulcer Treatment
16.40 - 16.45	Sergio Giancesini Compression in athletes and sportsman – does it make sense?
16.50 - 17.00	Marek Iżęcki Compression in soft tissue trauma and orthopedics
17.00 - 17.15	<i>Discussion</i>

27th August 2019, TUESDAY

CHAMBER HALL (S3)


CHAMBER HALL (S3)

8.00 - 12.00	Plenary Room only, please see in the program
12.00 - 12.45	Lunch
12.45 - 15.20	TECHNICAL FORUM SESSION: Non Thermal Non Tumescant Ablation Methods /NT-NT/  <i>Chair:</i> S. Elias <i>Co-moderators:</i> N. Morrison, K. Gibson, K. Bozkurt, M. Whiteley, F. Zernovicky, T. Zubilewicz
12.45 - 12.55	Steve Elias TT vs NT-NT – why do we need both in the daily practice?
12.55 - 13.05	Mark Whiteley Why does the combination of sclerotherapy and mechanical vein injury works better?
13.05 - 13.15	Tomasz Zubilewicz Mechano-chemical saphenous vein ablation by Flebogrif
13.15 - 13.25	Frantisek Zernovicky When do I use MOCA in my office?
13.25 - 13.35	Michael Tal Infra Maleolar Access for Endovascular Treatment of Venous Insufficiency Ulcers
13.35 - 13.45	Nick Morrison Vein ablation by glue – tips and tricks, safety and efficacy issues
13.45 - 13.55	Kursat Bozkurt Saphenous and non-saphenous ablation by glue
13.55 - 14.02	Which vein I will not treat by NT-NT methods? Limitations of the current technology Steve Elias Mechano-chemical ablation

14.02 - 14.09	Which vein I will not treat by NT-NT methods? Limitations of the current technology Nick Morrison Glue
14.09 - 14.19	Which vein would I treat by the current NT-NT technology? Kathleen Gibson Which method in which indication?
14.19 - 14.29	Paola Ortiz NTNT and Chemical ablation for CVI. Our experience in International Humanitarian and academic activity in Latin America
14.29 - 14.39	Javier Alfredo Serralde Gallegos Mexican experience for the chemical-mechanical ablation of GSV
14.39 - 14.49	Kurosh Parsi Australasian College of Phlebology Consensus on Cyanoacrylate Ablation
14.49 - 14.59	Sriram Narayanan Glue ablation in Venous erectile dysfunction
14.59 - 15.20	<i>Discussion</i>
15.20 - 15.30	Coffee break
15.30 - 17.15	SCIENTIFIC SESSION: Small saphenous and BTK vein treatment  <i>Chair:</i> K. Gibson <i>Co-moderators:</i> S. Elias, F. Zernovicky, JF. Uhl, R. Varghese, E. Shaydakov, A. Jaworucka - Kaczorowska
15.30 - 15.40	Jean Francois Uhl Embriology & Anatomy of the popliteal fosa
15.40 - 15.50	Marc Vuylsteke Surgery, Thermal or non – thermal treatment in the SSV treatment?
15.50 - 16.00	Frantisek Zernovicky Small saphenous vein treatment by thermal and non-thermal ablation methods: focus on popliteal fossa, femoral extension and Giacommini vein
16.00 - 16.10	Steve Elias How to deal with below the knee great saphenous vein incompetence
16.10 - 16.20	Kathleen Gibson An update on perforator vein treatment: when and how?
16.20 - 16.30	Aleksandra Jaworucka-Kaczorowska Foot vein sclerotherapy
16.30 - 16.40	Ravul Jindal Should we be worried about Gastrocnemius muscle veins?
16.40 - 17.15	<i>Discussion</i>

27th August 2019, TUESDAY

MULTI HALL (S4)

8.00 - 12.00	Plenary Room only, please see in the program
12.00 - 13.00	Lunch with the experts: varicose vein recurrent and treatment complications in phlebology – Q&A <i>Experts:</i> N. Morrison, M. de Maessener, A. Mumme, F. Pannier, U. Maurins, Dong-ik Kim, E. Mendoza, J. Raffetto, O. Maleti, J. Rits, M. Schul, R. Simkin, G Mark Malouf
13.00 - 14.40	SCIENTIFIC SESSION: News in the research on the chronic venous disease – epidemiology, symptoms, venous leg ulcer Research from the world – original paper session (7 min presentations + 3 min discussions)  <i>Chair:</i> J.Raffetto <i>Co-moderators:</i> P. Zamboni, M. Patel, J. Strejcek, E. Intriago, D. Borsuk, L. Rodriguez Reyes,
13.00 - 13.10	Łukasz Dzieciuchowicz , Radosław Krzyżański, Łukasz Kruszyna Clinical Symptoms And Signs And Severity Of Venous Disease Are Not Associated With Non-Thrombotic Iliac Vein Lesions In Patients With Primary Varicose Veins
13.10 - 13.20	Kemal Kemal , Sarah Onida, Alun H Davies The relationship between clinical severity tools, including the Villalta scale, and quality of life in a population of patients with primary venous disease
13.20 - 13.30	Luis Francisco Rodriguez Venous Disease Epidemiology in El Salvador

- 13.30 - 13.40** **Waldemar L Olszewski**, Marzanna T Zaleska
Bacteriology of varicose veins – their presumptive role in pathogenesis of ulcer formation
- 13.40 - 13.50** **Marzanna T Zaleska**, Waldemar L Olszewski
Leg ulcer skin edge water content, stiffness, capillary blood flow and lymphatic drainage
- 13.50 - 14.00** **Juan Chunga Prieto**
Four-Step Plan For An Efficient Venous Ulcer Treatment
- 14.00 - 14.10** **Luis René Arias Villarroel**, Coral Landa Valdivieso, Luis Rene Arias Ruiz
Ph Control, Pillar For The Closure Of Varicose Ulcers
- 14.10 - 14.20** **Siarhei Karniyevich**, Olga Pozniakova
Endovenous Laser Ablation 1470-Nm In The Treatment Of Varicose Veins Ulcer
- 14.20 - 14.30** **Safa Salim**, Sarah Onida, Alun H Davies, Matthew Tan
Assessing The Quality Of Clinical Practice Guidelines In Chronic Venous Disease
- 14.30 - 14.40** **Lorena Grillo**
Phlebo: clinical and statistical registry, a Latin-American initiative
- 14.40 - 15.10** Coffee break
- 15.10 - 17.10** **SCIENTIFIC SESSION:**
Thrombosis, hemostasis
Research from the world – original paper session (7 min presentations + 3 min discussions) 
Chair: Z. Krasieński
Co-moderators: L. Chernuka, I. Zolotukhin, F. Mannello, T. Hirsch, W.Sydor, M. Kucharzewski
- 15.10 - 15.20** **Oksana Efremova**, Magomed Arslanbekov, Igor Lebedev, Igor Zolotukhin, Alexander Kitienco
Inferior vena cava filters in VTE patients: utilization in tertiary clinical center
- 15.20 - 15.30** **Fakiha Siddiqui**, Debra Hoppensteadt, Walter Jeske, Alfonso Tafur, Kambiz Zorriasateyn, Eduardo Ramacciotti, Jawed Fareed, Omer Iqbal, Ambar Farooqui
Prothrombinase induced clotting time is more sensitive than aPTT and PT and can be used for the monitoring of anti-Xa agents in whole blood and plasma
- 15.30 - 15.40** **Jinsong Wang**, Jin Cui, Chong Lian, Jiacong Qiu, Yi Shi, Shenming Wang
Heparin Resistance During Thrombolysis For Iliac-Femoral Dvt
- 15.40 - 15.50** **Evgeniy Petrovich Krivoshchekov**, Vladislav Evgenievich Romanov
Thrombovasim In Complex Treatment Of Patients With Deep Vein Thrombosis
- 15.50 - 16.00** **Safa Salim**, Matthew Machin, Sarah Onida, Alun H Davies
Systematic Review And Meta-Analysis Of Venous Thromboembolism Risk Assessment Tools For Hospital Inpatients
- 16.00 - 16.10** **Guillermo Tafur**, Alfonso Tafur, Kambiz Zorriasateyn
Venous Thromboembolism Hospitalization And Related Death: Analysis Of The Nationwide Readmissions Database
- 16.10 - 16.20** **Agnieszka Witkowska**, Brian Davison, DaeHee Kim
Ultrasound Guided Microthrombectomy As An Effective Symptomatic Treatment For Uncomplicated Superficial Venous Thrombophlebitis
- 16.20 - 16.30** **Debra Hoppensteadt**, Fakiha Siddiqui, Walter Jeske, Ahmed Kouta, Jeanine Walenga, Jawed Fareed
Relative neutralization of the Anticoagulant, Antiprotease and Thrombin Generation Effects of Sulodexide by a Recombinant Xa Decoy Antidote (Andexxa)
- 16.30 - 16.40** **Raghid Kreidy**
Genetic Susceptibility For Idiopathic Deep Venous Thrombosis
- 16.40 - 16.50** **Adam Zieliński**, Maciej Zabel, Teresa Wysocka, Tomasz Urbanek, Katarzyna Sumińska-Jasińska
Sulodexide (Vessel Due F) Activates Glycocalyx Restoration In Patients With Chronic Venous Disease
- 16.50 - 17.00** **Łukasz Dzieciuchowicz**, Łukasz Krzyżański, Łukasz Kruszyna
The Influence Of Ivs Detected Non-Thrombotic Inferior Vena Cava And Iliac Vein Lesions On The Activation Of Haemostasis And Dynamics Of Coagulation And Physical Properties Of The Clot In Patients With Unilateral Primary Varicose Veins
- 17.00 - 17.10** **Fakiha Siddiqui**, Alfonso Tafur, Emily Bontekoe, Omer Iqbal, Debra Hoppensteadt, Jawed Fareed
A factor Xa inhibitor antidote (andexnet alfa) is capable of neutralizing the anticoagulant effects of unfractionated heparin of bovine, ovine and porcine origin in a comparable manner as protamine sulfate